| PIN | A | B |
|---|---|---|
| 2x2 | 1.27 | 2.54 |
| 2x3 | 2.54 | 3.81 |
| 2x4 | 3.81 | 5.08 |
| 2x5 | 5.08 | 6.35 |
| 2x6 | 6.35 | 7.62 |
| 2x7 | 7.62 | 8.89 |
| 2x8 | 8.89 | 10.16 |
| 2x9 | 10.16 | 11.43 |
| 2x10 | 11.43 | 12.70 |
| 2x11 | 12.70 | 13.97 |
| 2x12 | 13.97 | 15.24 |
| 2x13 | 15.24 | 16.51 |
| 2x14 | 16.51 | 17.78 |
| 2x15 | 17.78 | 19.05 |
| 2x16 | 19.05 | 20.32 |
| 2x17 | 20.32 | 21.59 |
| 2x18 | 21.59 | 22.86 |
| 2x19 | 22.86 | 24.13 |
| 2x20 | 24.13 | 25.40 |
| 2x21 | 25.40 | 26.67 |
| 2x22 | 26.67 | 27.94 |
| 2x23 | 27.94 | 29.21 |
| 2x24 | 29.21 | 30.48 |
| 2x25 | 30.48 | 31.75 |
| 2x26 | 31.75 | 33.02 |
| 2x27 | 33.02 | 34.29 |
| 2x28 | 34.29 | 35.56 |
| 2x29 | 35.56 | 36.83 |
| 2x30 | 36.83 | 38.10 |
| 2x31 | 38.10 | 39.37 |
| 2x32 | 39.37 | 40.64 |
| 2x33 | 40.64 | 41.91 |
| 2x34 | 41.91 | 43.18 |
| 2x35 | 43.18 | 44.45 |
| 2x36 | 44.45 | 45.72 |
| 2x37 | 45.72 | 46.99 |
| 2x38 | 46.99 | 48.26 |
| 2x39 | 48.26 | 49.53 |
| 2x40 | 49.53 | 50.80 |
| 2x41 | 50.80 | 52.07 |
| 2x42 | 52.07 | 53.34 |
| 2x43 | 53.34 | 54.61 |
| 2x44 | 54.61 | 55.88 |
| 2x45 | 55.88 | 57.15 |
| 2x46 | 57.15 | 58.42 |
| 2x47 | 58.42 | 59.69 |
| 2x48 | 59.69 | 60.96 |
| 2x49 | 60.96 | 62.23 |
| 2x50 | 62.23 | 63.50 |

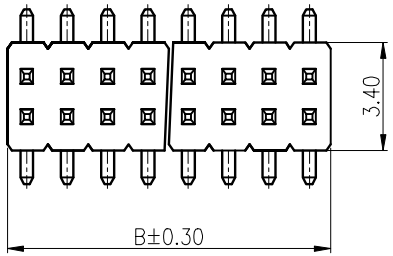


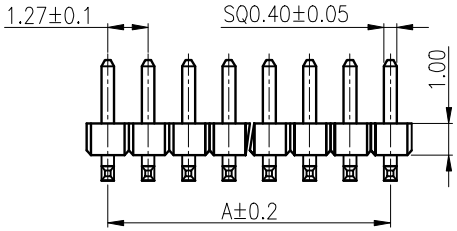


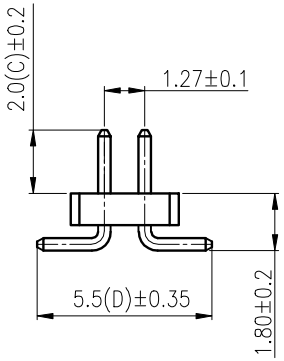


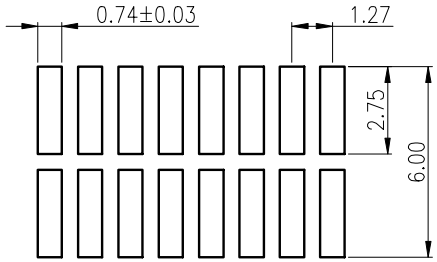


PCB Layout

| REV. | ECN NO. | LOCTIONS. | DESCRIPTION | DATE | CHANGER |
|---|---|---|---|---|---|
| A | | | | 11-8-1 | |

## Specification

| | |
|---|---|
| Rated Voltage: | 100V AC/DC |
| Rated Current: | 1A AC/DC |
| Contact Resistance: | 20mohms max |
| Insulator Resistance: | 1000Megohms/Min. |
| Dielectric Withstanding: | 500V AC |
| Operating Temperature: | -40°C~+105°C |
| Plastic Material: | PA6T+30%GF,UL94V-0,Black |
| Contact Material: | Brass |
| Finish: | Gold Flash Plated |

## Ordering information

1 - 106 5 XX M G-020055B

- B:PA6T
- G:鍍金
- M:SMT
- XX:04-100P
- 5:PH1.27
- 106:雙排單層
- 1:成品

| ITEM | PART NO | SPECIFICATION | Q'TY |
|---|---|---|---|
| 1 | 2-1025XX-010B | 1.27mm連接器2xNP,連接器高1.0(PA6T),孔徑0.40 | 1PCS |
| 2 | 5-Q040x055R-G | 0.40四方鍍金針,90°長5.5 | NPCS |

TOLERANCE UNSPECIFIED:
X. ±0.50
X.X ±0.25
X.XX ±0.15
X.XXX ±0.05
X.° ±2°
X.X° ±1°

PROJECTION:

UNIT: mm [inch]

SCALE:1:1 SIZE: A4

DISNT 東莞得升電子機械有限公司
DISNT MECHANICAL ELECTRONIC CO.,LTD

| | | | |
|---|---|---|---|
| DRAWED BY : 陈军 | DATE : 2017-03-13 | TITLE: | 成品規格圖 |
| | | PART NAME: | 1.27mm Pin Header |
| CHECKED BY: 阮志龙 | DATE : 2017-03-13 | PART NO. | 1-1065XXMG-020055B |
| | | MOLD NO. | |
| APPROVED BY: 邱台安 | DATE : 2017-03-13 | DRAW NO. | A-1-1065XXMG-020055B |
| | | SHEET | 1 OF 1 |