REV.	ECN NO.	LOCTIONS.	DESCRIPTION	DATE	CHANGER
B				04-21-21	

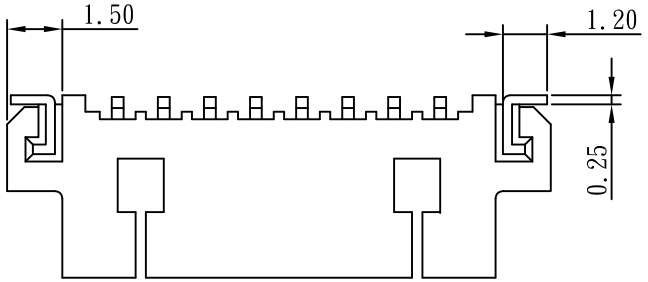

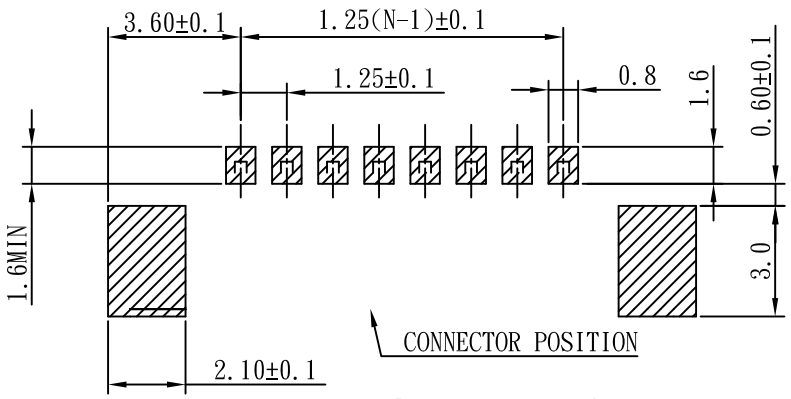

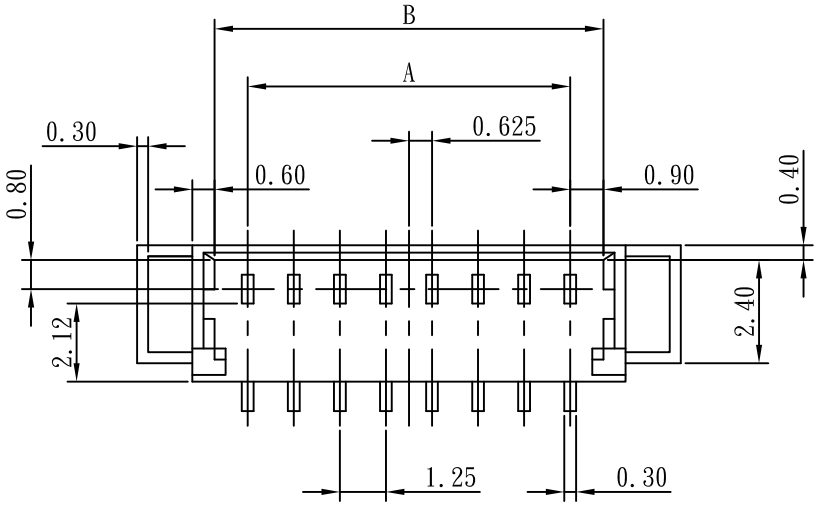

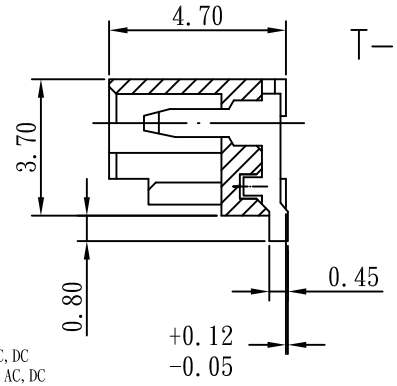

Ordering information

T-DWRX S E 7 T R-00

- R:REEL
- T:镀锡
- 7:NT 9T
- E:PITCH 1.25MM
- S:180D SMT
- X:4-15P

	A	B	C	D	E
2	1.25	3.05	2.35	4.25	7.25
3	2.50	4.30	3.60	5.50	8.50
4	3.75	5.55	4.85	6.75	9.75
5	5.00	6.80	6.10	8.00	11.00
6	6.25	8.05	7.35	9.25	12.25
7	7.50	9.30	8.60	10.50	13.50
8	8.75	10.55	9.85	11.75	14.75
9	10.00	11.80	11.10	13.00	16.00
10	11.25	13.05	12.35	14.25	17.25
11	12.50	14.30	13.60	15.50	18.50
12	13.75	15.55	14.85	16.75	19.75
13	15.00	16.80	16.10	18.00	21.00
14	16.25	18.05	17.35	19.25	22.25
15	17.50	19.30	18.60	20.50	23.50

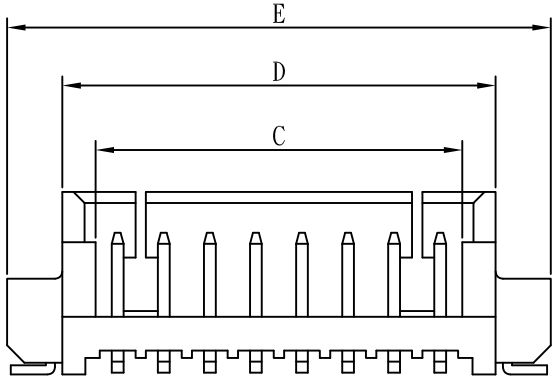

Current rating :1A AC,DC
Voltage rating :125V AC,DC
Temperature range:-25℃~+85℃
Contact resistance: 20mΩMax
Insulation resistance:100MΩMin
Withstanding voltage: 500V AC/minute
NOTES:
MATERRALL:
HOUSING:NYLON -9T+30% G/F
TERMINAL:BRASS (t=0.30)
Platiing:50uin Ni Under Plated
100uin Min Sn Platedx

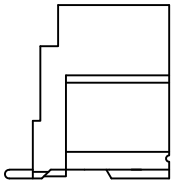

TOLERANCE UNSPECIFIED:
X. ±0.50
X.X ±0.25
X.XX ±0.15
X.XXX ±0.05
X.° ±2°
X.X° ±1°

PROJECTION:

UNIT: mm [inch]

SCALE:1:1 SIZE: A4

DISNT 得升電子股份有限公司
DISNT MECHANICAL ELECTRONIC CO.,LTD

DRAWED BY : 杨熊	DATE : 6-20-13	TITLE: 成品規格圖	
		PART NAME: 1.25MM STRAIGHT SMT TYPE HEADER	
CHECKED BY: 何智权	DATE : 6-20-13	PART NO.	T-DWRXSE7TR-00
		MOLD NO.	
APPROVED BY: 陈宗渊	DATE : 6-20-13	DRAW NO.	T-DWRXSE7TR-00
		SHEET	1 OF 1