| pin | A | B |
|---|---|---|
| 2 | 2.00 | 4.00 |
| 3 | 4.00 | 6.00 |
| 4 | 6.00 | 8.00 |
| 5 | 8.00 | 10.00 |
| 6 | 10.00 | 12.00 |
| 7 | 12.00 | 14.00 |
| 8 | 14.00 | 16.00 |
| 9 | 16.00 | 18.00 |
| 10 | 18.00 | 20.00 |
| 11 | 20.00 | 22.00 |
| 12 | 22.00 | 24.00 |
| 13 | 24.00 | 26.00 |
| 14 | 26.00 | 28.00 |
| 15 | 28.00 | 30.00 |
| 16 | 30.00 | 32.00 |
| 17 | 32.00 | 34.00 |
| 18 | 34.00 | 36.00 |
| 19 | 36.00 | 38.00 |
| 20 | 38.00 | 40.00 |
| 21 | 40.00 | 42.00 |
| 22 | 42.00 | 44.00 |
| 23 | 44.00 | 46.00 |
| 24 | 46.00 | 48.00 |
| 25 | 48.00 | 50.00 |
| 26 | 50.00 | 52.00 |
| 27 | 52.00 | 54.00 |
| 28 | 54.00 | 56.00 |
| 29 | 56.00 | 58.00 |
| 30 | 58.00 | 60.00 |
| 31 | 60.00 | 62.00 |
| 32 | 62.00 | 64.00 |
| 33 | 64.00 | 66.00 |
| 34 | 66.00 | 68.00 |
| 35 | 68.00 | 70.00 |
| 36 | 70.00 | 72.00 |
| 37 | 72.00 | 74.00 |
| 38 | 74.00 | 76.00 |
| 39 | 76.00 | 78.00 |
| 40 | 78.00 | 80.00 |

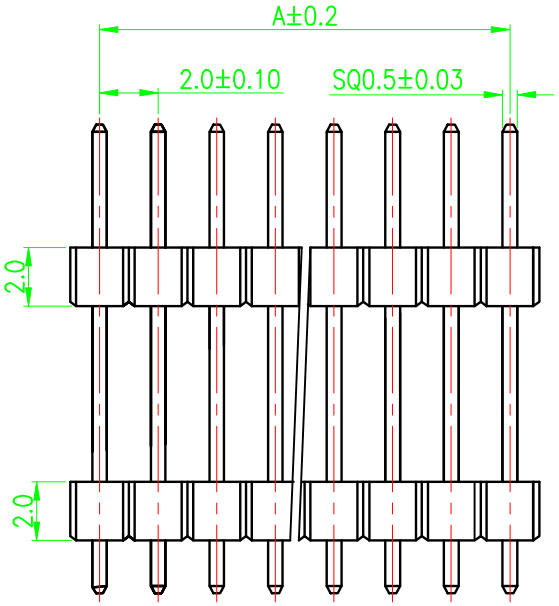


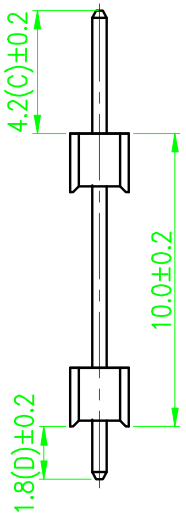


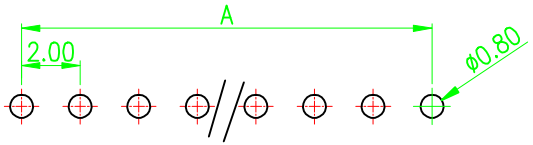


P.C.B LAYOUT

| REV. | ECN NO. | LOCTIONS. | DESCRIPTION | DATE | CHANGER |
|---|---|---|---|---|---|
| A | | | | 09-8-8 | |

# Specification

| | |
|---|---|
| Rated Voltage: | 250V AC/DC |
| Rated Current: | 3A AC/DC |
| Contact Resistance: | 20mohms max |
| Insulator Resistance: | 1000Megohms/Min. |
| Dielectric Withstanding: | 500V AC |
| Operating Temperature: | -40°C~+105°C |
| Plastic Material: | PA6T+%30GF,UL94V-0,Black |
| Contact Material: | Brass |
| Finish: | Gold Flash Plated |

## Ordering information

1-102 4 XX S G-C D B

- B:PA6T
- D:1.8
- C:4.2
- G:鍍金
- S:180°直插
- XX:02-40P
- 4:PH2.0
- 102:單排雙層
- 1:成品

| ITEM | PART NO | SPECIFICATION | Q'TY |
|---|---|---|---|
| 1 | 2-1014XX-020B | 2.0mm塑膠1xNP,塑膠高2.0,PA6T | 2PCS |
| 2 | 5-Q050x160S-G | 0.5四方鍍金針,180°長16.0 | NPCS |

TOLERANCE UNSPECIFIED:
X. ±0.50
X.X ±0.25
X.XX ±0.15
X.XXX ±0.05
X.' ±2'
X.X" ±1'

PROJECTION:

UNIT: mm [inch]

SCALE:1:1 SIZE: A4

DISNT 東莞得升電子機械有限公司 DISNT MECHANICAL ELECTRONIC CO.,LTD

| | | | |
|---|---|---|---|
| DRAWED BY : 陈雄军 | DATE : 2009.5.22 | TITLE: | 成品規格圖 |
| | | PART NAME: | 2.0mm Pin Header |
| CHECKED BY: | DATE : | PART NO. | 1-1024XXSG-042018B |
| | | MOLD NO. | |
| APPROVED BY: | DATE : | DRAW NO. | A-1-1024XXSG-042018B |
| | | SHEET | 1 OF 1 |